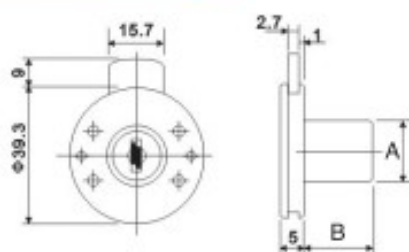


Serratura ad incasso con cilindro

Articolo	Finitura	Misura mm
E0103	52	Aø18-B22

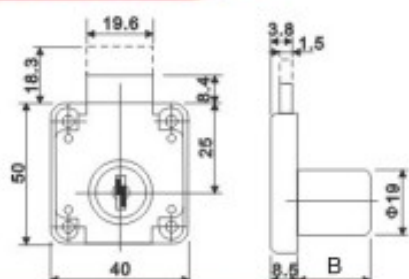
 pz. 12



Serratura per cassetto con cilindro entrata 25 mm

Articolo	Finitura	Misura mm
E0109	52	B22
E0110	52	B26

 pz. 12

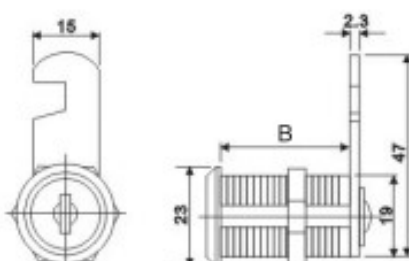


Serratura con levetta ø19 mm

Articolo	Finitura	Misura mm
E0111	52	B15
E0112	52	B20
E0113	52	B25
E0114	52	B30
E0111CU	52	B15

CU= cifratura unica

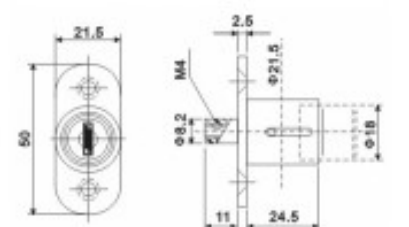
 pz. 12



Serratura centrale a pressione con cilindro

Articolo	Finitura	Misura mm
E0064	52	ø18-24,5

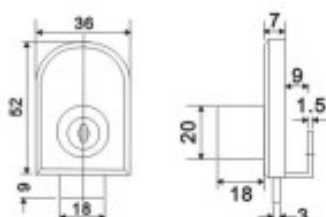
 pz. 12



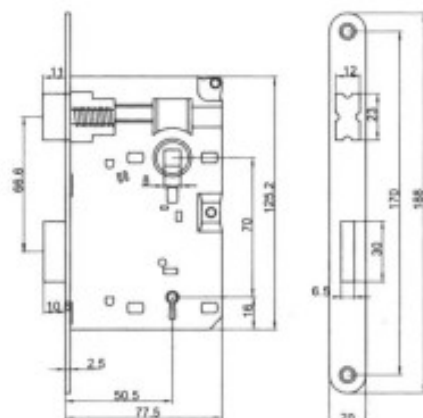
Serratura per vetro

Articolo	Finitura	Misura mm
E0115	52	ø18-20

 pz. 12



Serratura D. 70 bordo tondo per porte interne



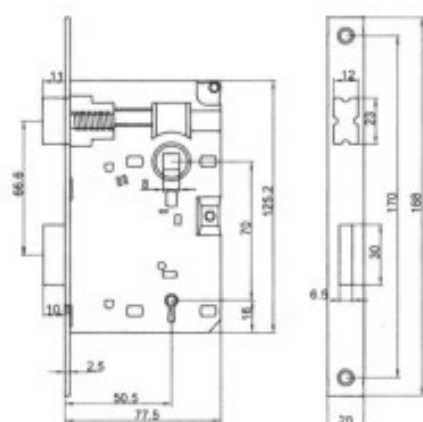
Articolo	Finitura	Misura mm
E0242	30-40-51-52	entrata 50
E0243	30-40-51	entrata 45



pz. 30

frontale 20 mm
per contropiastra vedi E0260 (C-D-E-F-G)

Serratura D. 70 bordo quadro per porte interne



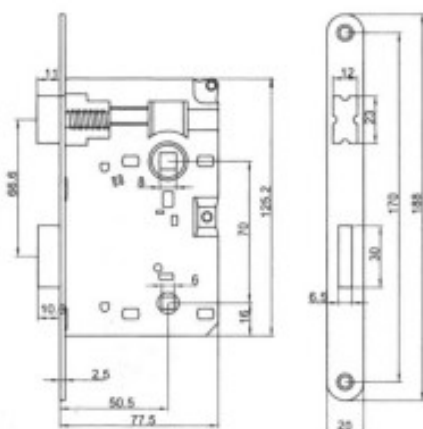
Articolo	Finitura	Misura mm
E0247	30-40-51	entrata 50
E0248	30-40-51	entrata 45



pz. 30

frontale 20 mm
per contropiastra vedi E0260 (A-B)

Serratura D. 70 doppio quadro bordo tondo per porte interne



Articolo	Finitura	Misura mm
E0279	30-40-51	entrata 50



pz. 30

frontale 20 mm
per contropiastra vedi E0260 (C-D-E-F-G)

Serratura D. 90 bordo tondo per porte interne

Articolo	Finitura	Misura mm
E0252	30-40-51-52	entrata 50
E0253	30-40-51	entrata 45
E0254	30-40-51	entrata 40



pz. 10



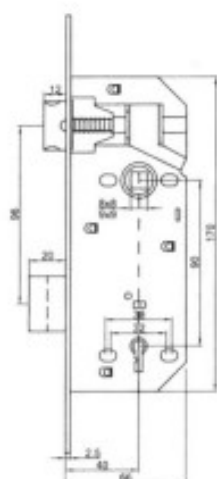
frontale 22 mm
per contropiastra vedi E0261 (C-D)

Serratura D.90 bordo quadro per porte interne

Articolo	Finitura	Misura mm
E0256	30-40-51	entrata 50
E0257	30-40-51	entrata 45
E0258	30-40-51	entrata 40



pz. 10



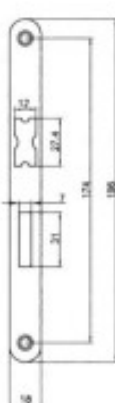
frontale 22 mm
per contropiastra vedi E0261 (B)

Serratura D. 90 cassa ridotta bordo tondo

Articolo	Finitura	Misura mm
E0321	40-51	entrata 50



pz. 10

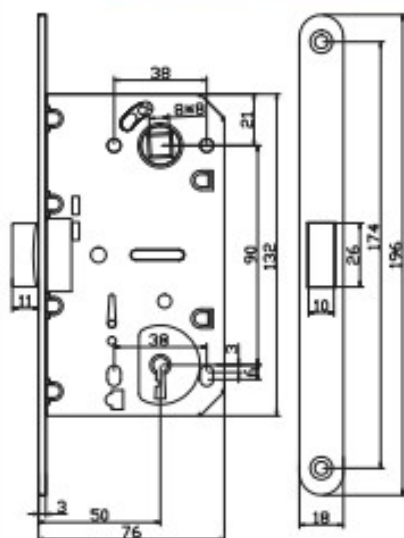


contropiastra
in dotazione



frontale 18 mm
per contropiastra vedi E0261 (L-M)

Serratura D. 90 scrocco in nylon

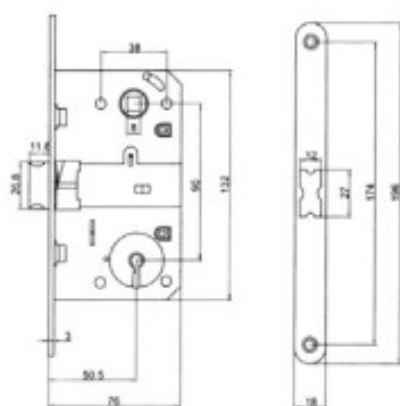


Articolo	Finitura	Misura mm
E0272N	40-51	entrata 50



frontale 18 mm
per contropiastra vedi E0261 (E-F-G-N)

Serratura D. 90 scrocco in zama



Articolo	Finitura	Misura mm
E0272	30-40-52	entrata 50

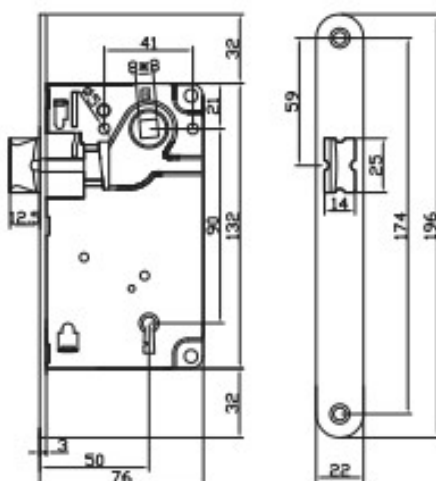


frontale 18 mm
per contropiastra vedi E0261 (E-F-G-N)

Serratura D. 90 cassa ridotta solo scrocco bordo tondo



contropiastra
in dotazione

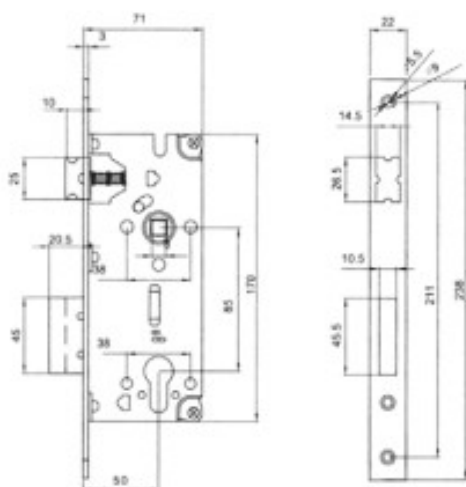


Articolo	Finitura	Misura mm
E0322	40-51	entrata 50



frontale 22 mm
per contropiastra vedi E0261 (E - F - G)

Serratura D. 85 foro cilindro bordo quadro

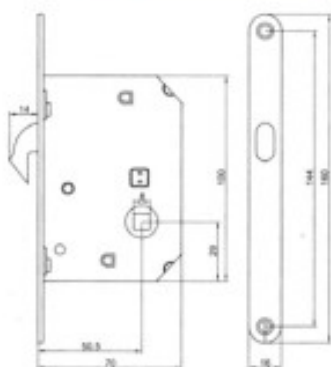


Articolo	Finitura	Misura mm
E0276	30-40-51	entrata 50



frontale 22 mm

Serratura a gancio con quadro per porte scorrevoli

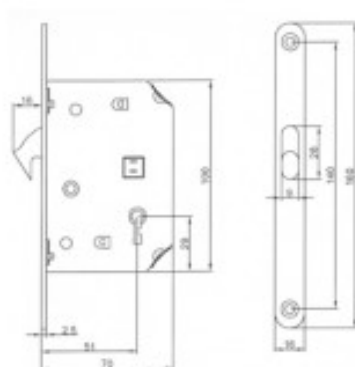


Articolo	Finitura	Misura mm
E0263	30-40-51	entrata 50



frontale 16 mm
Contropiastra in dotazione

Serratura a gancio con chiave per porte scorrevoli



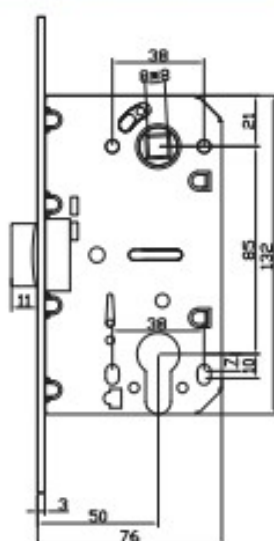
Articolo	Finitura	Misura mm
E0264	30-40-51	entrata 50



frontale 16 mm
Contropiastra e chiave pieghevole
in dotazione

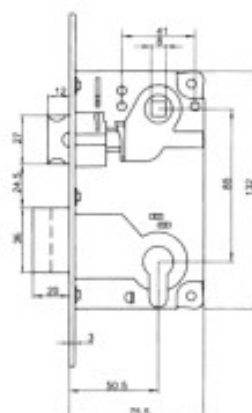
Serratura D. 90 scrocco in nylon foro cilindro

Articolo	Finitura	Misura mm
E0592	40-51	entrata 50



Serratura D. 85 foro cilindro cassa ridotta bordo tondo

Articolo	Finitura	Misura mm
E0278	30-40-51	entrata 50

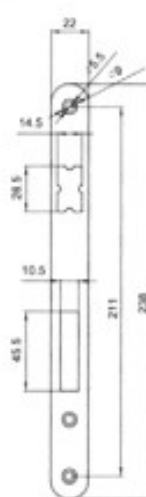
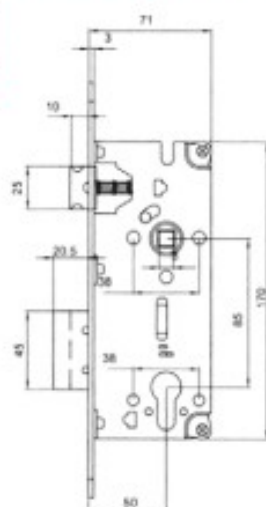


frontale 22 mm

contropiastra
in dotazione

Serratura D. 85 foro cilindro bordo tondo

Articolo	Finitura	Misura mm
E0275	30-40-51	entrata 50



frontale 22 mm

contropiastra
in dotazione